



FACTS & FLOOR PLANS

MINNEAPOLIS FACTS & INFORMATION

METRO AREA POPULATION

3.7 million (2020)

MINNEAPOLIS POPULATION

429,954 (2020)

GEOGRAPHY

58.70 sq. mi. / 152.03 sq. km.

LOCATION

Minneapolis is about a 2.5-hour flight from most major U.S. cities. More than 28 million people can reach the Minneapolis area within an eight-hour drive.

WEATHER

Average daily high temperatures:

- January, 22° F / -6° C
- April, 56° F / 13° C
- July, 83° F / 28° C
- October, 58° F / 14° C

Average rainfall: 26 in. / 66 cm.

Average snowfall: 46 in. / 117 cm.

TRAVELING BY AIR

Less than a three-hour flight from most U.S. cities and just minutes from downtown with access via the METRO Blue Line, the Minneapolis-St. Paul International Airport (MSP) is served by 17 commercial passenger airlines at two terminals. A hub of Delta Air Lines, MSP connects Minneapolis to nearly 800 cities in 120 countries. In addition, major freeways in all directions, plus ample bus and train service, make getting around a snap!



GROUND TRANSPORTATION

Minneapolis' compact downtown area makes it easy to get around. If you choose to drive, there are thousands of parking spaces and hundreds of parking meters. Visitors can catch a ride from any hotel or hop on our public transportation system. If you'd rather stay inside while walking, our 9.5-mile, climate-controlled skyway system is perfect.

Free bus rides are available on Nicollet in downtown Minneapolis, including to and from the Minneapolis Convention Center. The free-ride buses run every 10 minutes on weekdays and every 15 to 30 minutes on weekends. More information is available at MetroTransit.org/freeride.





Select the tour icon to view the space virtually.
To view this packet digitally head to
plannertoolsminneapolisconventioncenter.com

MINNEAPOLIS CONVENTION CENTER

Combining all the amenities you need with exceptional service from a highly skilled staff, the Minneapolis Convention Center (MCC) serves up made-to-order events.

A blend of form and function, the MCC provides aesthetically pleasing and innovative solutions for a variety of conventions and meetings. It boasts a unique auditorium, superb production capabilities and flexible technology options.

Extra features like The UPS Store, the Visitor Information Center, Craft Bar and Lounge, and Dunn Brothers Coffee can ease pressure for planners and attendees once on site. The UPS Store fulfills all types of document creation and duplication needs. The Visitor Information Center provides assistance to attendees with information about the city, public transportation, hotels, restaurants, attractions and more. The Craft Bar and Lounge is a great location for attendees to socialize and enjoy a local craft beer with lunch.

The convenient location that is close to freeways and 20 minutes from the MSP International Airport makes the MCC easy to use. Connected by a climate-controlled skyway system to 4,000+ of the 9,000 downtown hotel rooms - plus dining and attractions - everything is within walking distance from the Minneapolis Convention Center.



GENERAL INFORMATION

A 900-space underground parking ramp is connected to the Convention Center by the skyway system. An additional 8,000 parking spaces of parking ramps and metered curbside parking are located within four blocks.

For disabled guests, ramp curb cuts and power-operated doors are standard building features, along with accessible restrooms and public elevators.

The MCC Command Center is staffed 24/7 to respond to emergency and non-emergency guest needs, monitor weather alerts and utilize various life-safety systems to secure the entire Convention Center campus. The MCC Command Center is located on Level 1 and collaborates directly with our Security Patrol Officers to support and maintain a safe guest experience.

A state-of-the-art public-address system allows the MCC Command Center to communicate emergency announcements 24 hours a day.



FOOD & BEVERAGE INFORMATION

Kelber Catering has been providing high-quality cuisine and service as the exclusive in-house caterer of the Minneapolis Convention Center since its inception. Locally owned and operated, Kelber Catering features custom-designed menu creations in addition to an extensive standard menu selection for your special function. Menus are available at kelber.com.

Operating out of a 16,000 square-foot kitchen and bakery facility, Kelber's award-winning executive chef, pastry chef and professional culinary staff are able to accommodate groups of 10 to 10,000+.

Kelber also oversees seven permanent retail food outlets, a variety of portable cafeterias and gourmet coffee kiosks within the MCC. In addition, Dunn Brothers Coffee, located in the main lobby on Level One, offers fresh baked goods and sandwiches, and Craft Bar & Lounge, located above the Visitor Information Center, serves cold beverages, flatbread pizzas, salads and more.



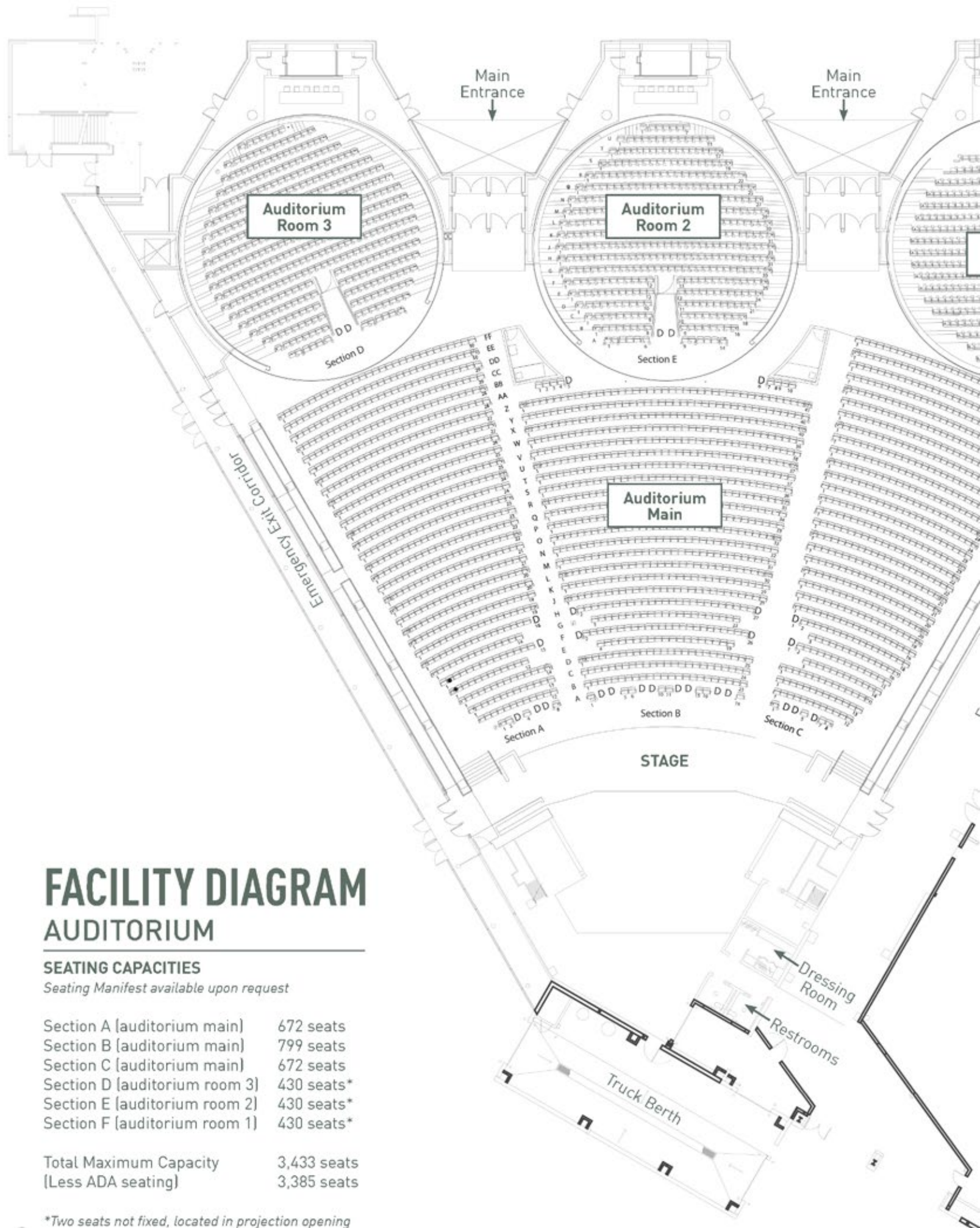


AUDITORIUM

The Minneapolis Convention Center features a world-class, 3,433-fixed-seat auditorium capable of handling a variety of functions from business meetings to large production events. This space is equipped with superior technology, including cutting-edge lighting and sound systems – allowing any event to creatively enhance their attendee experience.

This space is designed with three circular lecture rooms, Auditorium Rooms 1, 2, 3 – each seating 430 people – that are positioned on turntables that rotate 180 degrees. This unique capability allows any event to change their general sessions from one large room to four private, soundproof rooms in less than 30 minutes.

Seating in each of the Auditorium Rooms are equipped with fold-up tablet arms, wired for power. These rooms also include state-of-the-art A/V equipment, including front and rear screens with wiring for digitized video as well as the latest technology for satellite links, fiber-optics, and easy internet access.



FACILITY DIAGRAM

AUDITORIUM

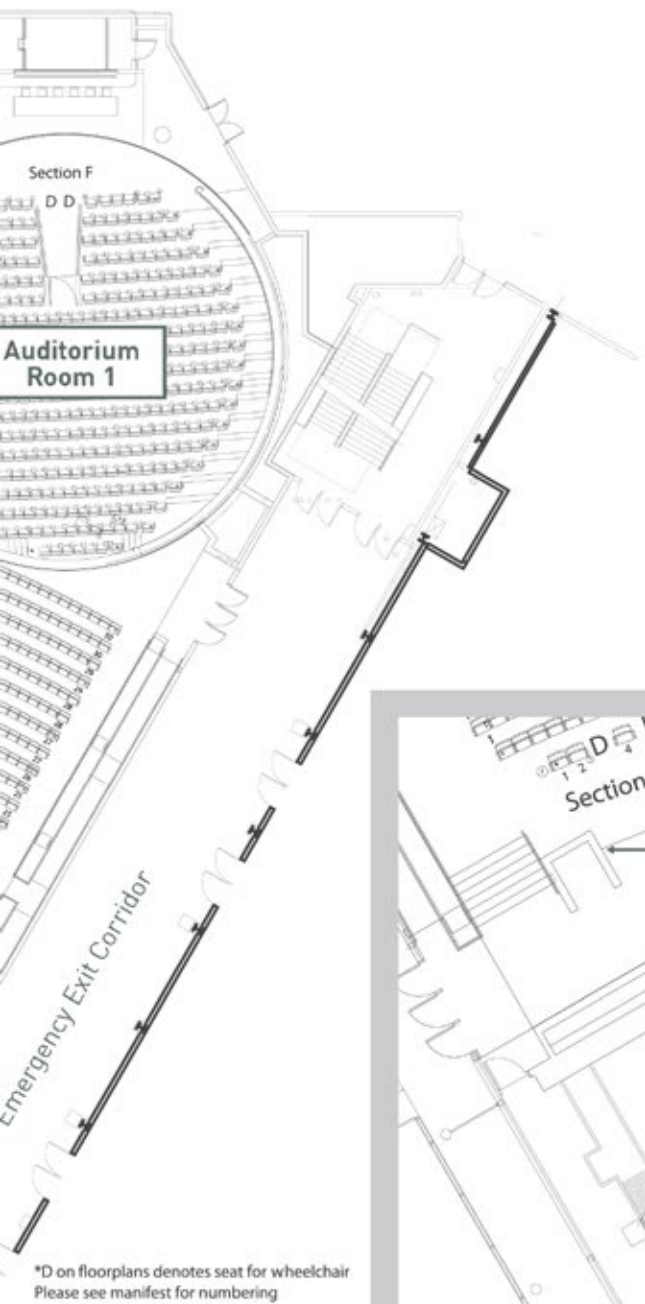
SEATING CAPACITIES

Seating Manifest available upon request

Section A (auditorium main)	672 seats
Section B (auditorium main)	799 seats
Section C (auditorium main)	672 seats
Section D (auditorium room 3)	430 seats*
Section E (auditorium room 2)	430 seats*
Section F (auditorium room 1)	430 seats*

Total Maximum Capacity	3,433 seats
(Less ADA seating)	3,385 seats

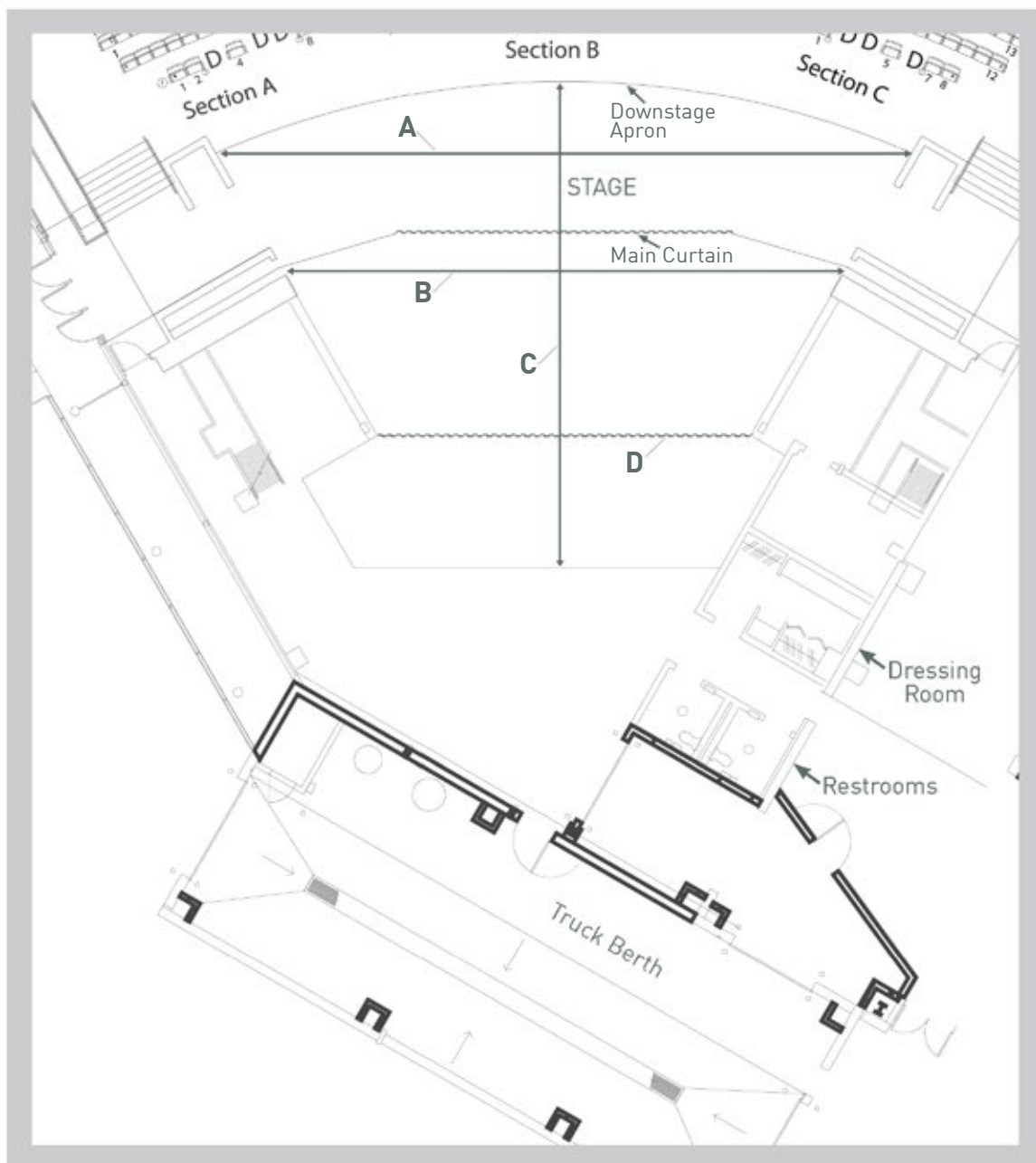
*Two seats not fixed, located in projection opening



*D on floorplans denotes seat for wheelchair
Please see manifest for numbering

STAGE DIAGRAM

- A (Apron) – 75' W
- B (Width at Proscenium) – 63' W
- C (Stage Depth) – 52' D
- D (Upstage Width) – 40' W



ALL LEVELS

EXHIBIT HALL INFORMATION

LIGHTING

- ▶ LED down lights
- ▶ LED RGB-color uplighting in domes
- ▶ Zoned on/off controls permit tailored lighting patterns
- ▶ Four spotlight platforms are available on the mid-level catwalk

ELEVATED SEATING

- ▶ Portable, telescopic risers feature elevated seating for up to 2,000

FREIGHT ACCESS

- ▶ 15' wide covered loading bays (36), plus eight drive-in doors
- ▶ Truck marshaling area directly behind the Convention Center features 88,000 sq. ft. of fenced and lighted space

UTILITIES

- ▶ Flush mounted floor boxes on 30' centers provide electrical, internet, and fiber connections
- ▶ Cold water and drains are available in each hall at select locations on 90' centers
- ▶ Natural gas is available at select points
- ▶ Electrical service features 120 volt, 208 volt, and 480 volt single- and three-phase electrical service of amperage ranging from 10 to 400 amps
- ▶ Compressed air available from catwalk at various locations

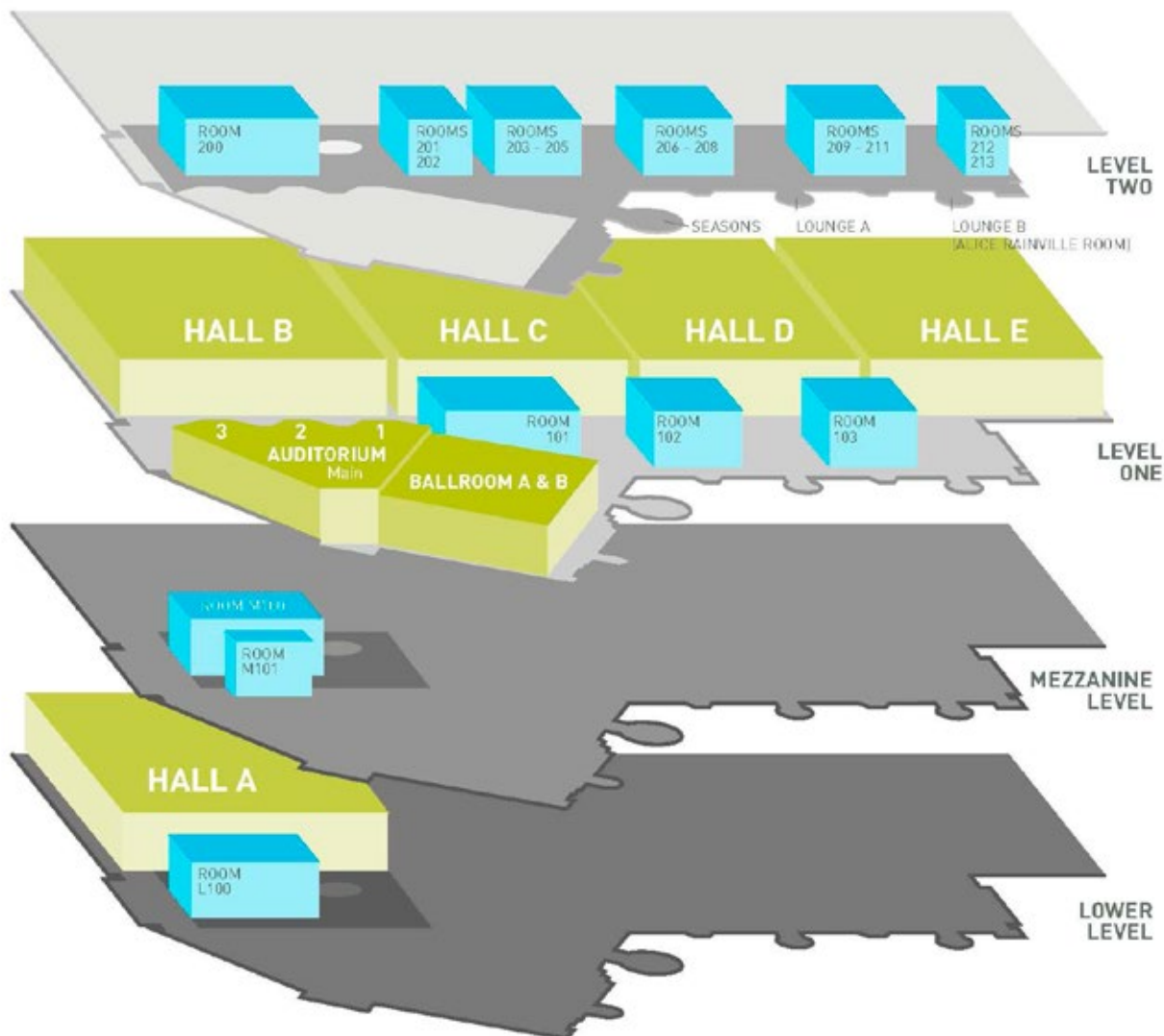
MEETING ROOM INFORMATION

FEATURES

- ▶ Audio panels provide microphone input access, volume control, and local record outputs
- ▶ Background music available
- ▶ Fully baffled walls ensure minimal sound penetrations
- ▶ 87 column-free rooms handle up to 100 lbs. per sq. ft.

LIGHTING

- ▶ Dimmable incandescent and fluorescent lighting up to 40 foot-candles with eight preset lighting configurations



BALLROOM INFORMATION

STAGE

- ▶ 52'w. x 27'd. x 4' with 40' x 16' proscenium opening
- ▶ Theatrical trusses and 1,000 lb. rigging points
- ▶ Backstage is fully accessible for disabled visitors
- ▶ Two dressing rooms feature lighted dressing vanities

FREIGHT ACCESS

- ▶ 7'-10" x 7'-8" for easy loading
- ▶ No dock above grade

UTILITIES

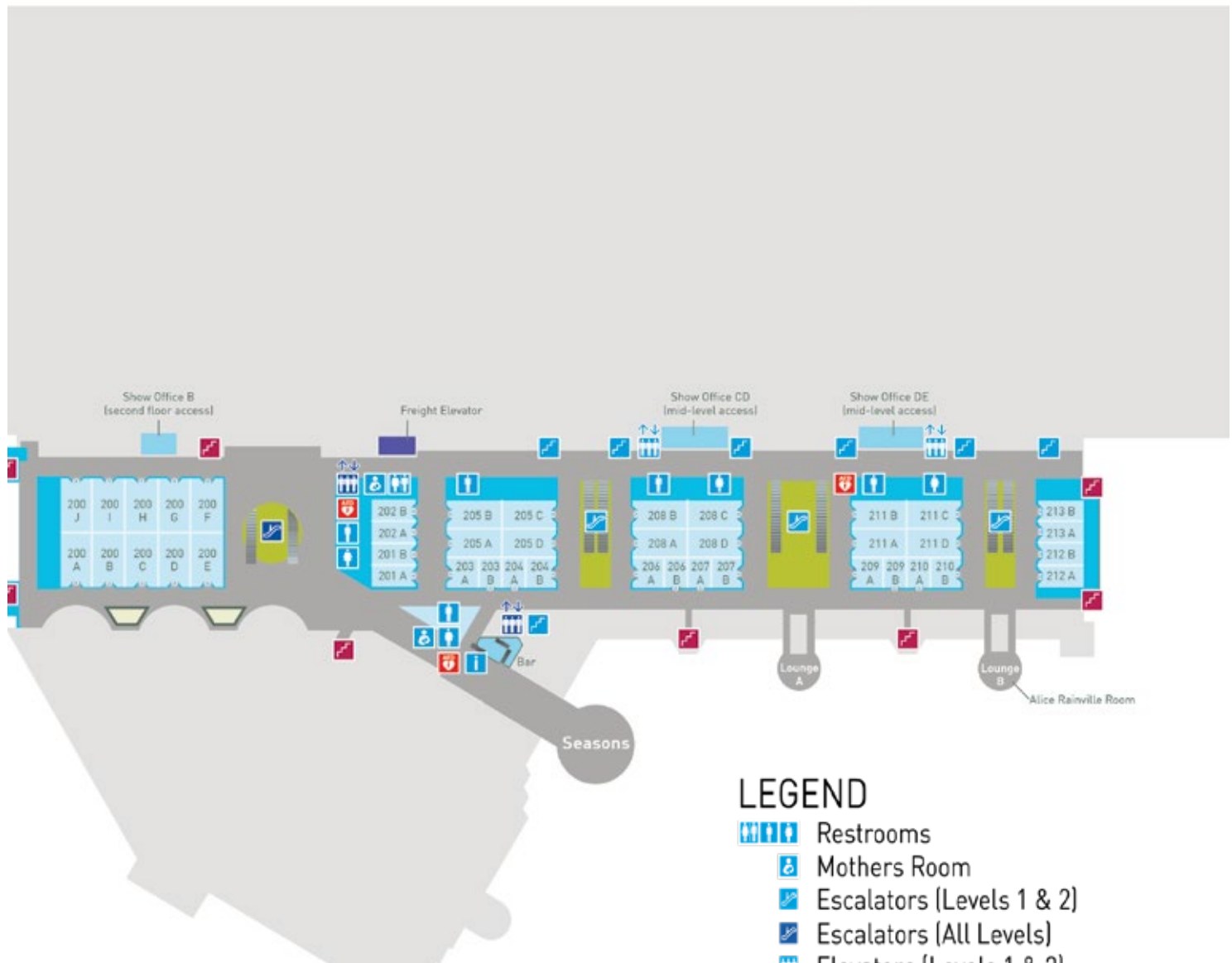
- ▶ 120/208 volt, 60 amp service accessible via three floor boxes
- ▶ 120 volt, three-phase power available on stage

LIGHTING

- ▶ LED downlighting








LEVEL TWO




LEGEND

- Restrooms
- Mothers Room
- Escalators (Levels 1 & 2)
- Escalators (All Levels)
- Elevators (Levels 1 & 2)
- Elevators (All Levels)
- Stairs (Levels 1 & 2)
- Emergency Stairs
- Automated External Defibrillator
- Business Center
- Coffee Shop / Cafe
- Visitor Information Center
- Refreshments
- Emergency Exit
- ATM
- Wi-Fi Available in Public Lobbies
- First Aid

LEVEL TWO MEETING ROOMS

Room	Sq. Ft.	Dimensions	Ceiling Height	Theater Capacity	Classroom Capacity	Rounds Capacity	Reception	10'x10' Booths
200 A-J (each section)	12,432 1,218	84' x 148' 42' x 29'	14' 14'	1,258 138	896 80	840 60	1,367 135	62 -
201 A-B (each section)	1,248 608	39' x 32' 19' x 32'	14' 14'	121 55	80 40	60 30	140 69	- -
202 A-B (each section)	1,248 608	39' x 32' 19' x 32'	14' 14'	121 55	80 40	60 30	140 69	- -
203 A-B (each section)	1,050 525	25' x 42' 25' x 21'	16' 16'	118 48	64 32	60 20	116 58	- -
204 A-B (each section)	1,050 525	25' x 42' 25' x 21'	16' 16'	118 48	64 32	60 20	116 58	- -
205 A-D (each section)	4,386 1,075	51' x 86' 25' x 43'	16' 16'	528 118	320 56	280 60	480 119	- -
206 A-B (each section)	1,050 525	25' x 42' 25' x 21'	16' 16'	118 46	64 32	60 20	116 58	- -
207 A-B (each section)	1,050 525	25' x 42' 25' x 21'	16' 16'	118 46	64 32	60 20	116 58	- -
208 A-D (each section)	4,386 1,075	51' x 86' 25' x 43'	16' 16'	528 118	320 56	280 60	490 119	- -
209 A-B (each section)	1,050 525	25' x 42' 25' x 21'	16' 16'	118 48	64 32	60 20	116 58	- -
210 A-B (each section)	1,050 525	25' x 42' 25' x 21'	16' 16'	118 48	64 32	60 20	116 58	- -
211 A-D (each section)	4,386 1,075	51' x 86' 25' x 43'	16' 16'	528 118	320 56	280 60	489 119	- -
212 A-B (each section)	1,248 608	39' x 32' 19' x 13'	14' 14'	121 54	80 40	60 30	139 67	- -
213 A-B (each section)	1,248 608	39' x 32' 19' x 13'	14' 14'	121 54	80 40	60 30	139 67	- -
Seasons (with bridge) 	2,463 5,883	56' dia. 56' dia., 38' x 90'	20' 18'	110 480	120 296	180 450	- 500	- -
Lounge A & B Alice Rainville Room 	1,075	37' dia.	23'	92	56	70	100	-
Show Office B 	499	16' 8" x 19' 11"	9'	-	-	-	-	-
Show Office CD 	728	59' x 12' 4"	8' 10"	-	-	-	-	-
Show Office DE 	694	56' 8" x 12' 3"	8' 10"	-	-	-	-	-

REGISTRATION/PRE-FUNCTION SPACES

Level Two Atrium Lobby (near 200A-J)	12,580 sq. ft.
Level Two Escalator Lobbies 	6,600 sq. ft. (each)

LEVEL ONE



LEGEND

- | | | | |
|--|----------------------------------|--|---|
| | Restrooms | | ATM |
| | Escalators (Levels 1 & 2) | | Wi-Fi Available in Public Lobbies |
| | Escalators (All Levels) | | Parking |
| | Elevators (Levels 1 & 2) | | First Aid |
| | Elevators (All Levels) | | Nicollet Mall
FREE Shuttle
Bus Stop |
| | Stairs (Levels 1 & 2) | | |
| | Emergency Stairs | | |
| | Automated External Defibrillator | | |
| | Business Center | | |
| | Coffee Shop / Cafe | | |
| | Visitor Information Center | | |
| | Refreshments | | |
| | Emergency Exit | | |

LEVEL ONE EXHIBIT HALLS

Room	Sq. Ft.	Dimensions	Ceiling Height	Theater Capacity	Classroom Capacity	Rounds Capacity	Reception	10'x10' Booths
Halls B-E	376,200	300' x 1254'	30-85'	28,000	19,000	23,270	-	2,090
Hall B	99,000	300' x 330'	30-85'	7,500	5,000	6,000	-	554
Hall C	99,000	300' x 330'	30-85'	7,500	5,000	6,000	-	554
Hall D	79,200	240' x 330'	30-85'	5,500	4,000	5,270	-	440
Hall E	99,000	300' x 330'	30-85'	7,500	5,000	6,000	-	554



BALLROOM A & B

Room	Sq. Ft.	Dimensions	Ceiling Height	Theater Capacity	Classroom Capacity	Rounds Capacity	Reception	10'x10' Booths
Ballroom A-B	27,522	139' x 198'	30'	3,101	1,768	1,790	3,111	150
Ballroom A	18,070	139' x 130'	30'	2,013	1,080	1,150	2,011	92
Ballroom B	9,452	139' x 68'	30'	987	664	600	1,056	48






LEVEL ONE MEETING ROOMS

Room	Sq. Ft.	Dimensions	Ceiling Height	Theater Capacity	Classroom Capacity	Rounds Capacity	Reception	10'x10' Booths
101 A-J (each section)	14,948 1,450	101' x 148' 50' x 29'	18' 18'	1,748 166	1,120 104	1,040 80	1,660 165	78 -
102 A-F/103 A-F (each section)	6,622 1,075	77' x 86' 25' x 43'	16' 16'	792 118	544 64	420 60	735 118	38 -

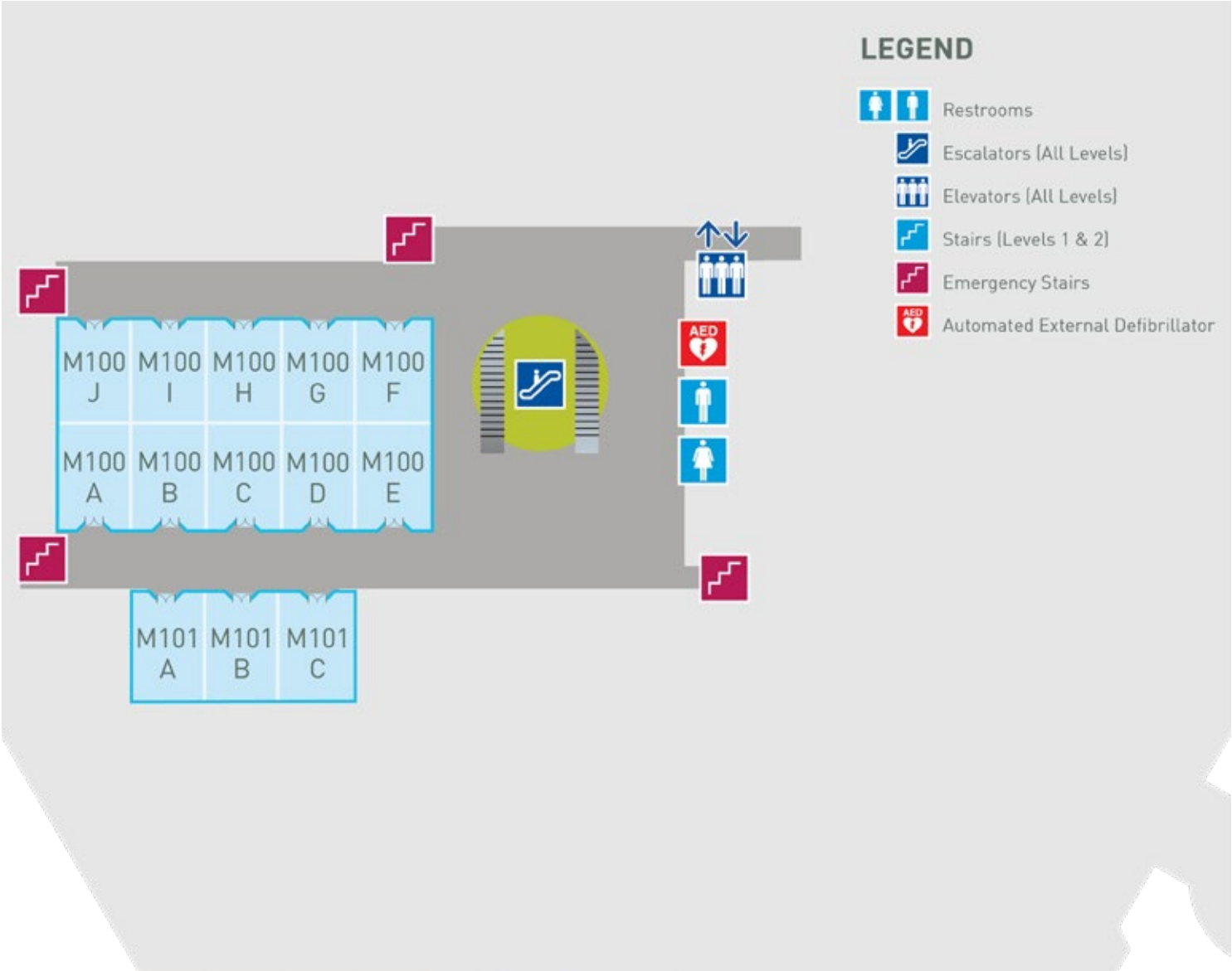
AUDITORIUM

Room	Theater Capacity
Auditorium Full (Main + All 3 Rooms)	3,433
Auditorium Main 	2,143
Auditorium Rooms 1, 2, 3 	430 (each room)

REGISTRATION AREAS/PRE-FUNCTION SPACE

Auditorium Main/Lobby B 	23,770 sq. ft.
Lobbies C  & E 	9,648 sq. ft. (each 144' x 67'; (each)
Lobby D 	11,952 sq. ft. 144' x 89')
Ballroom Lobby 	18,145 sq. ft.

MEZZANINE LEVEL



MEZZANINE MEETING ROOMS

Room	Sq. Ft.	Dimensions	Ceiling Height	Theater Capacity	Classroom Capacity	Rounds Capacity	Reception	10'x10' Booths
M100 A-J (each section)	12,432 1,218	84' x 148' 42' x 29'	12' 12'	1,258 138	896 80	840 60	1,366 132	62 -
M101 A-C (each section)	3,420 1,140	38' x 90' 38' x 30'	12' 12'	316 110	208 68	210 60	377 124	- -

REGISTRATION/PRE-FUNCTION SPACES

Mezzanine Lobby	11,200 sq. ft.
-----------------	----------------

LOWER LEVEL










REGISTRATION/PRE-FUNCTION SPACES

Lower Level Lobby	12,580 sq. ft.
-------------------	----------------

SHOW OFFICE A

Sq. Ft.	Dimensions	Ceiling Height
281	30' 2" x 9' 4"	9' 4"



LEGEND

-  Restrooms
-  Escalators [All Levels]
-  Elevators [All Levels]
-  Stairs [Levels 1 & 2]
-  Emergency Stairs
-  Automated External Defibrillator
-  Refreshments

LOWER LEVEL MEETING ROOMS

Room	Sq. Ft.	Dimensions	Ceiling Height	Theater Capacity	Classroom Capacity	Rounds Capacity	Reception	10'x10' Booths
L100 A-J (each section)	14,948 1,450	109' x 148' 50' x 29'	18' 18'	1,702 166	1,120 104	1,040 80	1,652 160	75 -

EXHIBIT HALL A/DRAPED

Room	Sq. Ft.	Dimensions	Ceiling Height	Theater Capacity	Classroom Capacity	Rounds Capacity	Reception	10'x10' Booths
Exhibit Hall A 	99,000	300' x 330'	29'	7,000	5,000	6,000	10,000	554
Exhibit Hall A Draped 	54,717	299' x 183'	29'	5,000	3,200	3,360	4,800	300



Meet **Minneapolis**
City by Nature



Minneapolis
Convention Center

It's not just a convention center.
It's a relationship building.



SalesMCC@minneapolismn.gov | 612-335-6326 | MinneapolisConventionCenter.com